









RISK ASSESSMENT

Title of Activity/Task:	Assessment of risk: Group visit to Hogshaw farm and Wildlife park
Location(s) of Work:	
Relevant Legislation or ACOP	HSWA1974, MHSW(R)1999 - https://visitmyfarm.org/resources/code-of-practice
Assessment No / SSOW No	0091
Frequency of task/ activity:	Daily <input checked="" type="checkbox"/> Weekly <input type="checkbox"/> Monthly <input type="checkbox"/> Frequently <input type="checkbox"/> Annually <input type="checkbox"/> One Time Task <input type="checkbox"/>
Numbers involved or affected by activity/ task: >	>10
Potential harm (Without control measures)	Disease, illness, slips trips & falls, animal bites

Assessment carried out by:	D OWENS CMIOSH 	Assessment date:	28/08/2025
Description of Work/Operation (Including Plant and Equipment)			
<p>This risk assessment aims to identify potential hazards associated with visitors and employees whilst using the facilities at Hogshaw farm and Wildlife park and control measures in place to reduce the risks/hazards to an acceptable level.</p> <p>People exposed to these risks are generally workers who handle or restrain animals or enter the enclosures.</p> <p>The risk to vulnerable groups such as pregnant women, anyone with health conditions is increased, including members of the public.</p> <p>Schools – Whilst the site is closed to the general public on Mondays and Tuesdays, we will be booking in school groups on these days.</p> <p>We will book a maximum of 2 school groups per day on these days with rotation schedules and separate indoor space usage</p>			

PPE/RPE REQUIREMENTS FOR THIS TASK/HAZARD/RISK – YOUR LAST LINE OF DEFENCE						
						
Safety Glasses EN: 166	High Viz EN: 20471	RPE SP20	Safety Gloves EN: 388	Face Mask FFP3 EN: 149	Hearing Protection EN: 352	Safety Boots EN: 345

Additional PPE/RPE:

RISK ASSESSMENT

Hazard Description	Who is at Risk	Severity	Likelihood	Initial Risk Rating	Control Measures	Residual Risk Value	Further actions or measures required to reduce risk
Animal interaction	Visitors to the attraction and employees involved in the task	4	1	4	Visitors should not enter animal pens or enclosures unless under the direction instruction and supervision of our trained staff. When attending a 'hands-on' activity such as animal encounter, pet handling or animal grooming session, children will be given clear instructions by our staff on how to safely handle and interact with the animals. Visiting adults should ensure this is understood by the children in their care and supervise them to ensure they do not put themselves at risk.	3	First Aid Policy, procedures & fully trained first aiders ▪ Fire Wardens trained and onsite. ▪ Fire Risk Assessment in place ▪ Emergency procedures and evacuation procedures in place
Animal interaction	Visitors to the attraction and employees involved in the task	4	1	4	Animals are carefully selected for their temperament however we cannot always predict an animal's behaviour, where signs are in place to warn that animals may bite visiting adults should share this information with the children in their care and supervise them to ensure they do not put themselves at risk e.g. by putting a hand, arm or head through fencing into an animal enclosure. Farm staff will show children how to feed animals correctly to avoid a bite.	3	First Aid Policy, procedures & fully trained first aiders ▪ Fire Wardens trained and onsite. ▪ Fire Risk Assessment in place ▪ Emergency procedures and evacuation procedures in place
Animal interaction	Visitors to the attraction and employees involved in the task	4	1	4	Be aware that particles from animals, pollen, dust and other airborne particles inherent to a farm environment can be a trigger for asthma and allergic reactions. Our buildings are well ventilated to minimise dust and good quality bedding and feed are used. Visiting group staff should ensure that children in their party with such medical history have their prescribed emergency medication such as inhalers and/or EpiPen, with the child throughout their visit.	3	First Aid Policy, procedures & fully trained first aiders ▪ Fire Wardens trained and onsite. ▪ Fire Risk Assessment in place ▪ Emergency procedures and evacuation procedures in place
Animal interaction	Visitors to the attraction and employees involved in the task	4	1	4	Zoonosis, disease passed from animals to humans, can be avoided by practicing good hygiene. Visiting guided groups will be given a talk on arrival to make children aware of this. Non-guided groups will be issued with a site map, which contains this advice on the reverse side. Visitors should not eat or drink in the animal area and should not touch their faces (eyes, ears, nose, mouth) whilst on the farm. All persons must wash their hands after interactions with animals, and before eating or drinking.	4	First Aid Policy, procedures & fully trained first aiders ▪ Fire Wardens trained and onsite. ▪ Fire Risk Assessment in place ▪ Emergency procedures and evacuation procedures in place

RISK ASSESSMENT

					Remember even if a person has not touched an animal there is still a risk in touching fencing where animals are kept. Washing facilities are provided around the Farm. Clear 'wash your hands' signs are displayed. No one should kiss or put their face on an animal and children will be supervised during hands-on activities by farm and visiting staff. Additionally, best practice is in place to ensure our animals are healthy, cases of animal ill-health are dealt with by farm staff quickly and efficiently.		
Vehicle movement with the attraction	Visitors to the attraction and employees involved in the task	5	1	5	We will not move vehicles within the farm during opening hours unless absolutely necessary. Should such an instance occur the vehicle will have a walking escort and move at walking speed. When disembarking from the coach be aware there will be other visitors arriving in their own vehicles. Advice to ensure the coach parks away from other vehicles in our designated coaches area, is given as part of the pre-visit pack and signs are in place to designate coach parking. Children disembarking the coach should be gathered together as one group under the supervision of the group leader. A member of farm staff will guide the group from the coach into the farm via the safest route to avoid vehicle movements. Groups arriving in separate vehicles must produce their own risk assessment to demonstrate how children will be met from the car park and supervised in a safe manner. We can provide an area away from vehicles for the group to assemble, visiting groups must communicate with us in advance if they intend for the children to arrive in separate cars instead of a coach.	3	First Aid Policy, procedures & fully trained first aiders ▪ Fire Wardens trained and onsite. ▪ Fire Risk Assessment in place ▪ Emergency procedures and evacuation procedures in place
Environment	Visitors to the attraction and employees involved in the task	4	1	4	Weil's disease is carried in the urine of rodents, and rodent control is carried out to reduce this. Weil's disease can be found in still water, information regarding Weil's disease is passed onto all schools who could come into contact with water such as pond and ditch water for example during pond dipping activities. Whilst we cut back stinging nettles in high use areas, we also acknowledge their value to wildlife, thus stinging nettles and thorny plants such as brambles are present on our site. When using the nature trail with groups our staff will highlight these plants to the children and advise them	3	First Aid Policy, procedures & fully trained first aiders ▪ Fire Wardens trained and onsite. ▪ Fire Risk Assessment in place ▪ Emergency procedures and evacuation procedures in place

RISK ASSESSMENT

					<p>not to touch. Visiting adults can help to prevent scratches and stings by helping children to identify and avoid touching such plants. We advise all visiting groups to encourage their children to wear long trousers to avoid exposure. Stings and bites from insects can be kept to a minimum by encouraging children to wear long trousers and t-shirts that cover the chest and shoulders. Avoiding sugary drinks and sweets in picnic foods during the summer months will also help not to attract wasps. This advice forms part of the information given to the children by the group leader as part of their pre-visit information. We will provide an advisory leaflet to all visiting groups as part of the pre-visit information. We have wasp traps on site and remove nests when present. The group leader should be aware of anyone in their group with an allergy to insect stings and ensure they have their prescribed emergency medicine, this information should be shared with farm staff via the booking form and on the day. Exposure to the weather can be a risk to health, visiting adults should ensure children are appropriately dressed for their visit and we will provide an advisory leaflet as part of the pre-visit information to help with this. Farm and group leaders should be vigilant to signs of a child or children becoming too hot or cold. Alternate indoor activities will be available to cater for instances when it is not appropriate to be outside as a result of extreme weather or lack of appropriate clothing worn by visiting groups</p>		
Garden & Orchard	Visitors to the attraction and employees involved in the task	3	1	3	<p>Children involved in activities in the garden and orchard, such as bug hunting, seed planting and other gardening tasks will be supervised by our staff and the visiting group adults and leaders. If tools or equipment are to be used a safety talk will be given to ensure children are aware of their proper use and any risks, for example the sharp edge of a fork. Children will be continuously supervised throughout the activity. All tools will be counted in and out. All tools and equipment supplied to the children will be regularly checked and maintained by our staff, only tools and equipment suited to the ability and age of the group will be used. To reduce the risk of infection from soil any broken</p>	2	<p>First Aid Policy, procedures & fully trained first aiders ▪ Fire Wardens trained and onsite. ▪ Fire Risk Assessment in place ▪ Emergency procedures and evacuation procedures in place</p>

RISK ASSESSMENT

					skin on the hands should be covered with a plaster or waterproof glove, and gardening gloves worn over the top. Gardening gloves will be available for all children. ▪ Eating and drinking will not be permitted in the Garden or Orchard during guided activities and all participants should wash their hands at the end of the activity and before eating and drinking.		
Play equipment	Visitors to the attraction and employees involved in the task	4	2	8	<p>Visiting groups are welcome to use the onsite play equipment. To prevent over-crowding larger groups may be provided with a timetable of when this equipment is available to them. Visiting adults are responsible for ensuring the children in their care use only the equipment appropriate to them and at the designated time (if a timetable is issued). Some of the equipment has age and/or size, guidance for use, or maximum numbers which are clearly signed, visiting adults should ensure the children in their care adhere to these. Children should be supervised at all times whilst on the play equipment and are the responsibility of visiting group leaders. To prevent injury our equipment is regularly checked and maintained and where appropriate flooring beneath play equipment is designed to minimise injury.</p>	5	First Aid Policy, procedures & fully trained first aiders ▪ Fire Wardens trained and onsite. ▪ Fire Risk Assessment in place ▪ Emergency procedures and evacuation procedures in place

RISK ASSESSMENT

RATING SYSTEM:

Initial risk rating without control measures: Severity x Likelihood

Final residual risk value made on basis of current control measures that are in place.

Risk Matrix: Multiply severity x Likelihood to calculate the risk rating for that task.

5 - Certain	5	10	15	20	25
4 - Likely	4	8	12	16	20
3 - Possible	3	6	9	12	15
2 – unlikely	2	4	6	8	10
1 – Very Remote	1	2	3	4	5
	Trivial	Minor	Notable	Major	Fatal

SCALE 1: 1 – 6 Low risk: Low risk activities are largely acceptable. Where it is reasonable to do so efforts should be made to reduce the risks further.

SCALE 2: 8 – 12 Medium risk: Medium risks should only be tolerated for short term & only while further control measures to mitigate risks are planned/introduced.

SCALE 15 – 25 High risk: High risk activities should stop immediately until further effective control measures to mitigate risks are introduced

ANNUAL/ PERIODIC REVIEWS:

	1 st Review	2 nd Review	3 rd Review	4 th Review	5 th Review	6 th Review	7 th Review	8 th Review
NAME:	D Owens							
DATE:								